







33 600 671

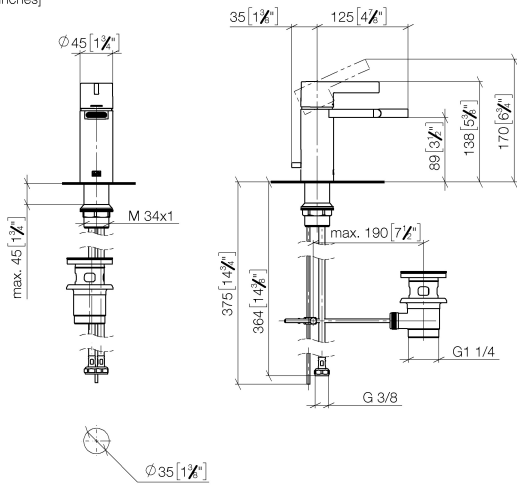


- 125mm projection
- fixed spout
- ball-joint pivotable through 35°
- rectangular, air-enriched flow
- height of mixer 138 mm
- height up to aerator 89 mm
- hole diameter 35 mm
- 2x screw-in M 10 x 1 pressure hose, leak-tested
- max. flow 4.6 l/min

	Chrome	33 600 671-00
	Brushed Platinum	33 600 671-06
	Dark Chrome	33 600 671-19
	Matte Black	33 600 671-33
	Brushed Chrome	33 600 671-93
	Brushed Dark Platinum	33 600 671-99

33 600 671

mm [inches]



Flow rate chart

